



NSG 2.0

Logging In and Password Reset

April 2017

Presented by:
Vendor Services, Nabors Corporate Services
Vendor.services@nabors.com

NSG 2.0 Logging In For the First Time



Once an individual has been registered as an NSG User a system generated email will be received similar to the email below. The email will contain the user name, password and a link to the portal login screen.

To **JAMES HALLS**
Sent **03/21/2017 13:45:20**
ID **16021082**

You have been registered at Nabors Industries Ltd for access to their supplier collaboration network. You can [log on](#) with the username JAMES.HALLS@NABORS.COM and the password Va2^A8C. When you first log on, you will be required to change your password for security purposes. Contact [administrator](#) for additional information.

Thank you.

Link to Login Screen User Name Password

Link to Administrator Email

The link titled Administrator will open an email to the User Admin at your company responsible for registering the User and will be able to assist with logging in and use of the portal.

NSG 2.0 Logging In For the First Time continued



By selecting the login link the User will be taken to the NSG portal login screen. The User will be asked to enter the assigned user name. The portal will recognize a new user and will require acceptance of the Terms and Conditions for the use of the portal.

The screenshot shows the Oracle NSG portal login interface. At the top left, the word "ORACLE" is displayed in a pink header bar. Below this, there is a row of five small images showing people in professional settings. The main content area has a light blue background. On the left side of this area is a large, glowing globe. To the right of the globe is a login form with the following elements:

- A label "User Name" followed by a text input field containing the example text "(example: michael.james.smith)".
- A label "Password" followed by a text input field containing the example text "(example: 4u99v23)".
- Two buttons: "Login" and "Cancel".
- A link labeled "Login Assistance".
- An "Accessibility" dropdown menu currently set to "None".



Accepting the Terms & Conditions

When each a new User is logging in to NSG for the first time they will be required to accept the Terms and Conditions (T&Cs) associated with the use of the application.

The screenshot shows a web browser window with the URL https://nofuat.nabors.com/OA_HTML/OA.jsp?page=/oracle/apps/fnd/sso/login/webui/M. The page has a pink header with the Oracle logo. Below the header is a navigation bar with several small images. The main content area is a login form. It has a large globe image on the left. The form fields are: * User Name (DUCONGE1@NABORS), * Password (example: 4u99v23). Below the password field are 'Login' and 'Cancel' buttons. Below these buttons is a checkbox labeled 'I Agree to the Terms and Conditions' and a hyperlink 'View Terms & Conditions'. Below the checkbox is a 'Login Assistance' section and an 'Accessibility' dropdown menu set to 'None'.

To review the T&Cs please select the hyperlink “View Terms & Conditions”. After review please click on the field next to the “I Agree to the Terms and Conditions” option.

NSG 2.0 Logging In For the First Time continued

myNabors and nabors Supplier Gateway - Terms & Conditions

READ THE TERMS AND CONDITIONS CAREFULLY BEFORE USING myNabors AND NABORS SUPPLIER GATEWAY. AT THE END OF THIS AGREEMENT, YOU, ON BEHALF OF YOUR COMPANY ("VENDOR"), WILL HAVE THE OPPORTUNITY TO ACCEPT OR TO NOT ACCEPT THESE TERMS AND CONDITIONS. IF YOU ARE NOT WILLING TO BE BOUND BY THESE TERMS AND CONDITIONS, YOU SHOULD CLICK THE "I DO NOT ACCEPT" BUTTON AND REFRAIN FROM USING NABORS SUPPLIER GATEWAY.

You, as a person authorized by Vendor to access and use Nabors Supplier Gateway on behalf of Vendor ("User"), hereby agree to these myNabors and Nabors Supplier Gateway Terms and Conditions ("Gateway Terms and Conditions") as a condition to Vendor's use of the Nabors Supplier Gateway, which is the web-based system for responding Request for Quotes, acknowledge Purchase Orders, and submission of invoices by vendors of goods and services purchased by Nabors Industries, Inc. and its affiliates (as applicable "Nabors").


1. Vendor has previously entered into a Master Services Agreement (the "MSA") with Nabors for the supply of products and/or services by Vendor to Nabors. The MSA governs the sale and purchase of such products and/or services. If no MSA has been signed by Vendor for any reason, then Nabors' Standard Terms and Conditions of Purchase, shall govern the sale and purchase of such products and services. The MSA, or if applicable, Nabors' Standard Terms and Conditions of Purchase, are referred to herein as the "Purchase Terms." These Gateway Terms and Conditions govern the use of the Nabors Supplier Gateway by Vendor and are not intended to modify the Purchase Terms in any manner.
2. All invoices must reference a valid Nabors' Purchase Order ("PO") number. Invoices will not be accepted for closed PO's, cancelled PO's or PO's that are in the approval process.
3. An invoice is not to be entered until the related goods and/or services have been provided.
4. Invoices submitted to the Nabors Supplier Gateway are subject to verification by Nabors and Nabors may require supporting documentation from Vendor (e.g., freight charges, sales taxes and receipt of goods and/or services).
5. Vendor is required to confirm that the PO "Ship To Address" identified in the Nabors Supplier Gateway is the actual "ship to" location. If the locations are different, Vendor must enter the correct address into Nabors Supplier Gateway.
6. An invoice shall not be considered received by Nabors unless and until it is properly entered into and accepted by the Nabors Supplier Gateway in accordance with these Gateway Terms and Conditions.
7. Vendor agrees to submit ALL of its invoices to Nabors through the Nabors Supplier Gateway, unless otherwise directed by the Nabors Accounts Payable Department.
8. If applicable, charges for sales tax must be entered as a separate invoice amount in the sales tax field provided for in the Nabors Supplier Gateway (do not add sales tax on the individual PO line item extended amount).
9. Vendor agrees to use Nabors Supplier Gateway in accordance with these Gateway Terms and Conditions and the instructions appearing on the Nabors Supplier Gateway. Vendor agrees not to disclose Vendor's passwords and user ID's to any other person and Vendor is responsible for all activities conducted on the Nabors Supplier Gateway using Vendor's password and/or user ID.
10. Vendor is responsible for maintaining user ID's and passwords, which includes removing access to the Nabors Supplier Gateway for employees terminated by Vendor and providing ID's and passwords only to those Users who are authorized by Vendor to access and use Nabors Supplier Gateway and accept these Terms and Conditions.
11. Nabors hereby grants to Vendor a non-exclusive, non-transferable limited license, subject to the terms and conditions herein, to access and use the Nabors Supplier Gateway solely for the purposes of submitting invoices as contemplated by these Gateway Terms and Conditions. Nabors does not grant any other rights to Vendor. All other rights are expressly reserved by Nabors.
12. The license granted herein remains in force until the earlier of the following events: (a) for a period five (5) years from Vendor's acceptance and for successive one (1) year renewal periods unless terminated by Vendor or Nabors as provided herein, or (b) until Nabors or Vendor terminates this Agreement. Nabors and Vendor each has the right to terminate this Agreement for any reason, at its sole discretion, at any time.
13. Nabors shall at all times retain title to and ownership of the Nabors Supplier Gateway and all intellectual property and proprietary rights directly or indirectly related to or associated with the Nabors Supplier Gateway. All trademarks of Nabors and all trademarks, service marks and trade names used on the Nabors Supplier Gateway are the property of Nabors, and may not be copied, downloaded or otherwise exploited without the prior written permission of Nabors. Vendor may not modify, copy, reproduce, republish, upload, post, transmit, publicly display, prepare derivative works based on, or distribute in any way any material from the Nabors Supplier Gateway.
14. THE NABORS SUPPLIER GATEWAY IS PROVIDED "AS IS." NABORS DISCLAIMS ALL WARRANTIES, INCLUDING BUT NOT LIMITED TO, ALL EXPRESS OR IMPLIED WARRANTIES OF MERCHANTABILITY AND FITNESS FOR A PARTICULAR PURPOSE. NABORS ADDITIONALLY DISCLAIMS TO THE FURTHEST EXTENT ALLOWED BY LAW, ALL OBLIGATIONS AND LIABILITIES FOR DAMAGES, INCLUDING BUT NOT LIMITED TO LOST PROFITS, SPECIAL, INDIRECT AND CONSEQUENTIAL DAMAGES, ATTORNEY FEES AND COURT COSTS ARISING FROM OR IN CONNECTION WITH THE USE OF THE NABORS SUPPLIER GATEWAY. IN NO EVENT SHALL NABORS' LIABILITY TO VENDOR OR ANY THIRD PARTY EXCEED \$1,000 IN THE AGGREGATE WHETHER ARISING BY OPERATION OF LAW OR UNDER CONTACT, TORT OR STRICT LIABILITY PRINCIPLES. FURTHER, NABORS SHALL NOT BE LIABLE, REGARDLESS OF THE CAUSE OR DURATION, FOR ANY ERRORS, INACCURACIES, OMISSIONS, OR OTHER DEFECTS IN, OR UNTIMELINESS OR UNAUTHENTICITY OF, THE INFORMATION CONTAINED WITHIN THE NABORS SUPPLIER GATEWAY, OR FOR ANY DELAY OR INTERRUPTION IN THE TRANSMISSION THEREOF TO THE VENDOR, OR FOR ANY CLAIM OR LOSS ARISING THEREFROM OR OCCASIONED THEREBY.
15. Vendor agrees that the Nabors Supplier Gateway and all information and materials thereon are the confidential, trade secret and proprietary information of Nabors, which information is being made available to Vendor in confidence. Vendor agrees to treat the Nabors Supplier Gateway System with at least the same care as it treats its own confidential or proprietary information, but no less than reasonable care and protection.
16. User represents that he or she is fully authorized to sign these Gateway Terms and Conditions on behalf of Vendor.
17. This Agreement is the sole and entire Agreement between the parties relating to the Nabors Supplier Gateway and access to and use thereof.
18. Nabors reserves the right to modify these Gateway Terms and Conditions and to modify, add or discontinue any aspect, content, or feature of the Nabors Supplier Gateway. Such amendments, modifications, additions or deletions shall become effective upon notice thereof, which may be provided to Vendor by posting on the Nabors Supplier Gateway, via e-mail or any other reasonable means. Modifications and amendments to this Agreement by Vendor shall be enforceable only if they are in writing and are signed by authorized representatives of both parties.
19. The laws of the State of Texas, without regard to any conflict of laws provision, shall govern this Agreement. Nabors and Vendor further agree that any and all claims shall be brought only in a court of competent jurisdiction in Houston, Texas.
20. The rights conferred by this Agreement shall not be assignable by the Vendor without Nabors' prior written consent, which consent may be withheld by Nabors in its sole and absolute discretion. Any assignment made in contravention of the preceding sentence shall be void.
21. If any provision herein shall be unlawful, void, or for any reason unenforceable, then that provision shall be deemed severable from this Agreement and shall not affect the validity and enforceability of any remaining provisions.

NSG 2.0 Logging In For the First Time continued



Once all of the required login information has been entered including the system generated Captcha and the acceptance of the Terms and Conditions the User will be able to login to the portal.

The screenshot shows the Oracle NSG 2.0 login interface. At the top, the Oracle logo is displayed. Below it, a red error message reads: "Error: Incorrect Captcha. Please try again." The main login area contains a globe on the left and a form on the right. The form fields are: * User Name (james.halls@nabors.com), * Password (masked with dots), a Captcha image showing the word "ALLURER" in a distorted font, a text input field containing "allurer", and a "Login" button. Below the form, there is a checkbox for "I Agree to the Terms and Conditions" and a link for "View Terms & Conditions". At the bottom, there is a "Login Assistance" link and an "Accessibility" dropdown menu set to "None".

Please note that if the system has generated a Captcha code that the User is unable to read, please use the refresh  option to receive a new code for entry.

NSG 2.0 Logging In

After the initial log in and the acceptance of the portal Terms & Conditions, all future logins will be through the myNabors.com web page. Once the myNabors page has been accessed navigate to the Vendor Log In tab on the right side of the page.

The screenshot displays the myNabors.com login interface. At the top left is the myNabors logo. Below it are three tabs: Employee, Vendor (circled in red), and Candidate. The Vendor tab is active, showing a 'Login Here' section with input fields for 'Employee' and 'Password', a 'Sign In' button, and a link for 'Forgot/Reset Password/Unlock Account'. To the right is an 'Applications' section with icons for Outlook, Citrix, Financials, Yammer, myBIT, and Careers. Below these are several content blocks: 'Careers' with a 'Join our global team' banner, 'Technology', 'Premium Assets' with an 'Operations worldwide' banner, 'News & Events' with links to 'Nabors Announces FY 2016 and Fourth Quarter Results' and 'Nabors and Weatherford Form Alliance for Integrated Drilling Solutions', and 'Investor Resources' with links to '2015 Annual Report', '2016 Proxy Statement', and '2016 Annual Meeting Information'.



Businesses located in the US or Canada will need to access the system by navigating to the log in page via the link noted below.

myNabors

Vendor Login Here

Vendor#

User Name

Password

Sign In

[Forgot/Reset Password/Unlock Account](#)

[Register](#)

[Existing US & CN Vendors](#)

By selecting this link you will be taken to the Oracle login page where you will be able to enter your user name, password and the systems generated Captcha.



ORACLE®

* User Name
(example: michael.james.smith)

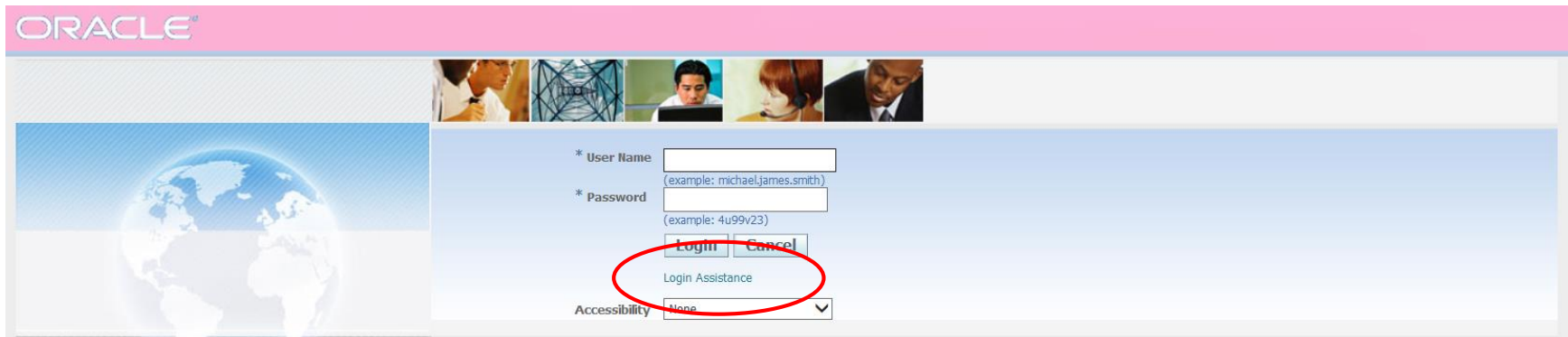
* Password
(example: 4u99v23)

[Login Assistance](#)

Accessibility ▼

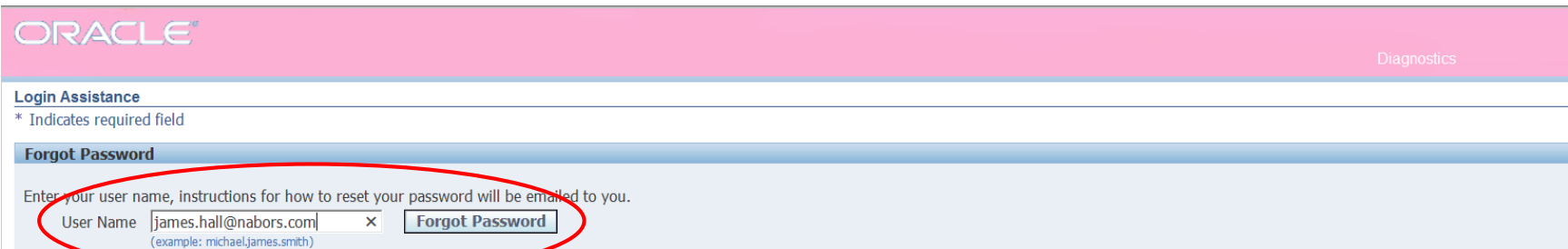
Resetting Your Password

If the User has forgotten their password please use the Login Assistance option from the portal Login Screen.



The screenshot shows the Oracle login interface. At the top is the Oracle logo. Below it is a navigation bar with several icons. The main content area features a globe on the left and a login form on the right. The form includes fields for * User Name (with example: michael.james.smith) and * Password (with example: 4u99v23). Below these fields are Login and Cancel buttons. A red circle highlights the Login Assistance link below the buttons. At the bottom of the form is an Accessibility dropdown menu set to None.

Selecting this option will take the User to Login Assistance screen where the User will be asked to enter their User Name and then select the Forgot Password button.



The screenshot shows the Oracle Login Assistance screen. At the top is the Oracle logo and a Diagnostics link. Below the logo is the text "Login Assistance" and "* Indicates required field". The main section is titled "Forgot Password" and contains the instruction: "Enter your user name, instructions for how to reset your password will be emailed to you." Below this is a User Name input field containing "james.hall@nabors.com" with a clear button (X) and a "Forgot Password" button. A red circle highlights the "Forgot Password" button. Below the input field is the example text "(example: michael.james.smith)".

Resetting Your Password continued



The User will be asked again to enter a Captcha and then select the Forgot Password button.

ORACLE Diagnostics

Error
Incorrect Captcha. Please try again.

Login Assistance
* Indicates required field

Forgot Password

Enter your user name, instructions for how to reset your password will be emailed to you.

User Name
(example: michael.james.smith)

Enter Captcha

The portal will the give you the following confirmation screen. Select OK.

ORACLE Diagnostics

Confirmation

Your password-reset request has been submitted. An email with instructions will be sent shortly. Please contact the System Administrator if you do not receive an email within the next 10-15 minutes.

Resetting Your Password continued



The system will generate an email that has a link the Password Reset screen of the portal. Please note that the link is only available for a short period of time. If the link has expired please select the Login Assistance option again.

To **JAMES HALLS**
Sent **03/21/2017 15:41:03**
ID **16021087**

[Reset your password](#) and follow the on-screen instructions. This email can be ignored in case you didn't request a password reset, the link is only available for a short time.

ORACLE[®]

[Diagnostics](#) [Home](#) [Preferences](#) [Help](#)

Reset Password

* Indicates required field

Please enter your username and passwords below. The password you enter below will be used to replace your old password.

* User Name	<input type="text" value="james.halls@nabors.com"/>
* Password	<input type="password" value="••••••"/> <small>(6 characters or more)</small>
* Confirm Your Password	<input type="password" value="••••••"/>
	<input type="button" value="Confirm Password"/>

Selecting the Confirm Password option will open the portal for the User.

Logging In



There is a video available that will walk the Users through

- Initial Log In
- Logging In after accepting the Terms and Conditions and resetting passwords
- Password resets

To view this video please navigate to myNabors.com and select the Vendor Tab and then NSG 2.0 Training link. This is a short 3-6 minute video that uses the system to walk you through the steps described in this document.